



# TunePat DisneyPlus Video Downloader for Mac

## User Manual

### Overview

- [Introduction](#)
- [Key Features](#)
- [System Requirements](#)

### Purchase & Registration

- [Purchase TunePat DisneyPlus Video Downloader for Mac](#)
- [Register TunePat DisneyPlus Video Downloader for Mac](#)

### Installation & Interface

- [Installation](#)

- [Main Interface](#)
- [Menu](#)

### Tutorials

- [Log into Disney+ Account](#)
- [Customize the Output Settings](#)
- [Search for Disney+ Videos to Download](#)
- [Select Advanced Download Settings](#)
- [Download Disney+ Videos](#)
- [Check Download History](#)

### Technical Supports

- [Support](#)
- [Contact](#)



## Overview

- [Introduction](#)
- [Key Features](#)
- [System Requirements](#)

### Introduction

Thanks for using TunePat DisneyPlus Video Downloader for Mac!

[TunePat DisneyPlus Video Downloader for Mac](#) is a handy tool that supports downloading unlimited movies and TV shows in MP4 or MKV format from Disney+ onto Mac, letting you watch Disney+ videos offline on more devices. With TunePat DisneyPlus Video Downloader, you can get HD videos with multi-language audio tracks and subtitles preserved. Additionally, it supports quickly downloading movies and TV shows in batches by virtue of the advanced information process technology. A movie can be quickly downloaded within 20 minutes and an episode can be downloaded shortly in 10 minutes or less. All downloaded videos are available to play on any application and device.

### Key Features

- Download movies and TV shows from Disney+.
- Support downloading the HD-quality videos.
- Keep audio tracks and subtitles.
- Download Disney+ video at a fast speed.
- No need to install the Disney+ app.
- Free updates & technical support.

### System Requirements

- Mac OS X 10.15 or above;
- 1GHz processor or above;
- 512gabytes (MB) or higher of RAM;
- 1GB of available hard disk space or higher;
- 1024\*768 resolution display or higher Monitor.



## Purchase & Registration

- [Purchase TunePat DisneyPlus Video Downloader for Mac](#)
- [Register TunePat DisneyPlus Video Downloader for Mac](#)

### Purchase TunePat DisneyPlus Video Downloader for Mac

**Tips:** To buy a license key for TunePat DisneyPlus Video Downloader for Mac, click [Here](#).

#### 1. Why should I buy TunePat DisneyPlus Video Downloader for Mac?

The trial version of TunePat DisneyPlus Video Downloader has the same features as the registered version, but it enables you to download only the first 5 minutes of each video. After purchasing the product, you will get the Register Email and Register Code to unlock the limitation.

#### 2. What benefits do we have after registration?

- Unlimited use without any function restrictions.
- FREE upgrades to the latest versions of the same product.
- FREE technical support.



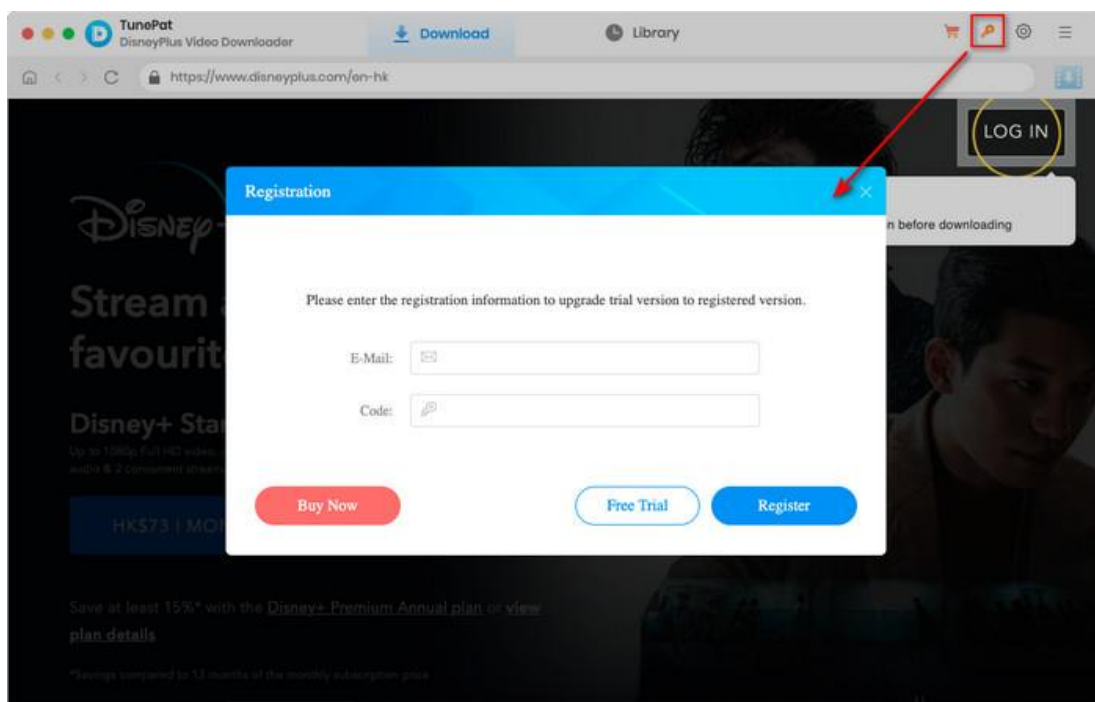
## Tutorial of TunePat DisneyPlus Video Downloader for Mac

### Register TunePat DisneyPlus Video Downloader for Mac

**Step 1:** Run TunePat DisneyPlus Video Downloader on your Mac, click the “**Menu**” button at the upper right corner of the interface, and choose “**Register**” in the drop-down menu. Or you can directly click on the key icon to open the registration window.

**Step 2:** Copy and paste the **Registration Email and Code** you received into the registration popup window, then click the “**Register**” button.

**Step 3:** Once finishing the registration process, the limitations of the trial version will be removed.





## Tutorial of TunePat DisneyPlus Video Downloader for Mac

### Tips:

1. Make sure your computer is well-connected with the Internet.
2. We suggest you should just copy & paste the Registration information into the popup dialog.
3. Make sure both the Registration Email and Registration key are provided by our company after purchasing. If you have not paid, please click “**Buy Now**” to get a license.
4. Please make sure the Registration Email and Registration key you entered are both complete and correct, otherwise an error message will pop up as below:

The image shows a registration popup dialog box with a blue header bar containing the word "Registration" and a close button (X). Below the header, the text reads: "Please enter the registration information to upgrade trial version to registered version." There are two input fields: "E-Mail:" with an envelope icon and "Code:" with a key icon. Below the input fields, a note states: "The registration information must be entered exactly as they appear in your confirmation email. Using the copy and paste method to enter the license is recommended." At the bottom, there are three buttons: a red "Buy Now" button, a white "Free Trial" button, and a blue "Register" button.



## Installation & Interface

- [Installation](#)
- [Main Interface](#)
- [Menu](#)

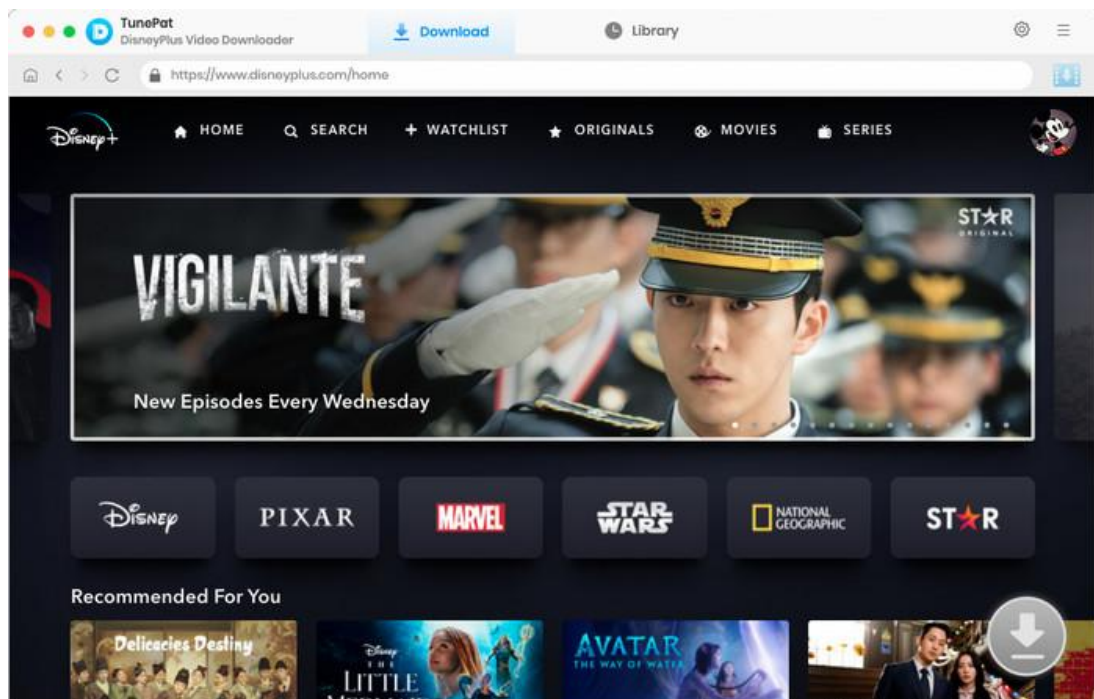
### Installation

To install this product, please refer to the following steps:

1. Download the latest version of TunePat DisneyPlus Video Downloader through TunePat's [Download Center](#).
2. Double-click the installation file to start installing the program on your Mac. Then simply drag the TunePat application's icon to your Applications folder.
3. Follow the instructions to finish the installation.

### Main Interface

Run TunePat DisneyPlus Video Downloader for Mac, you will see the main interface below:

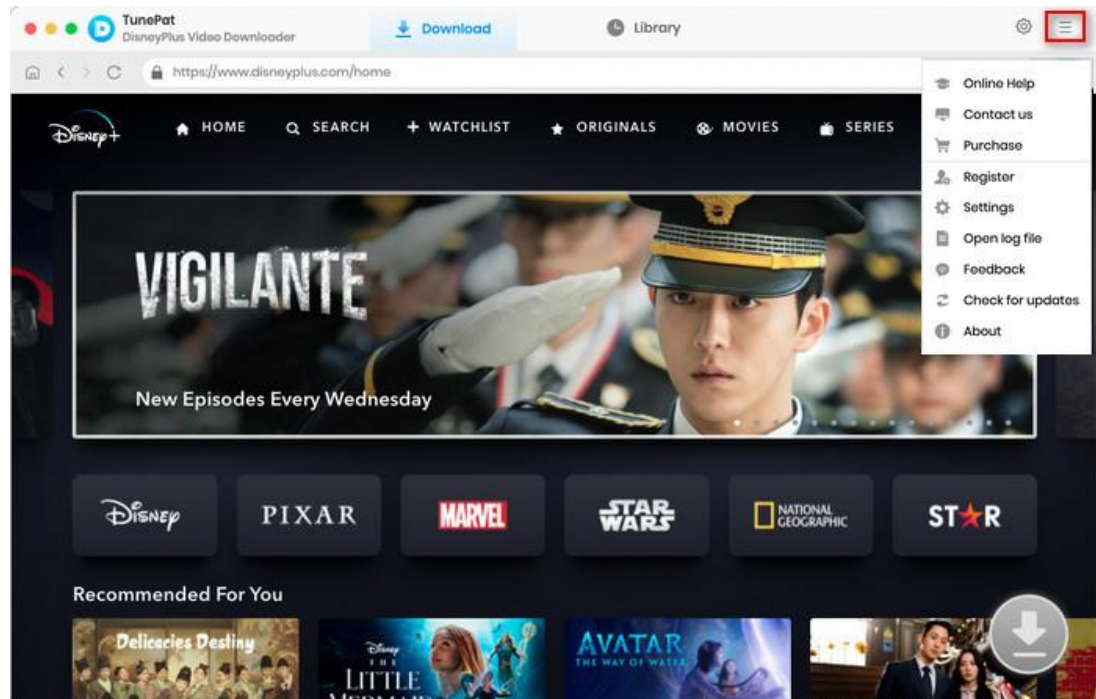




## Tutorial of TunePat DisneyPlus Video Downloader for Mac

### Menu

Click the “Menu” button on the upper right corner of the main interface, you will see the drop-down list. Here you can choose to register the program, change the output settings, check for updates when a new version is available, ask for online help when you have any problem with the program, etc.





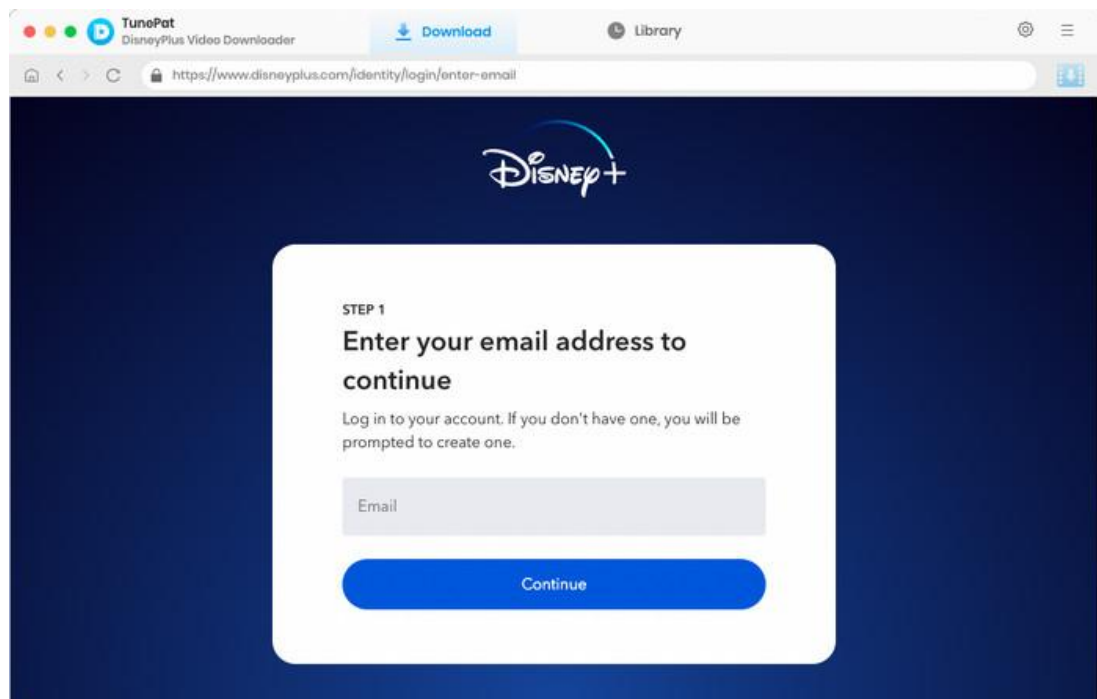
## Tutorials

- [Log into Disney+ Account](#)
- [Customize the Output Settings](#)
- [Search for Disney+ Videos to Download](#)
- [Select Advanced Download Settings](#)
- [Download Disney+ Videos](#)
- [Check Download History](#)

### Log into Disney+ Account

Run TunePat DisneyPlus Video Downloader on your Mac and you will see the embedded Disney+ web player, asking you to sign in. Follow the instructions to enter your account information.

Note: TunePat will not record your personal information from your account. It is only used to download videos from Disney+.



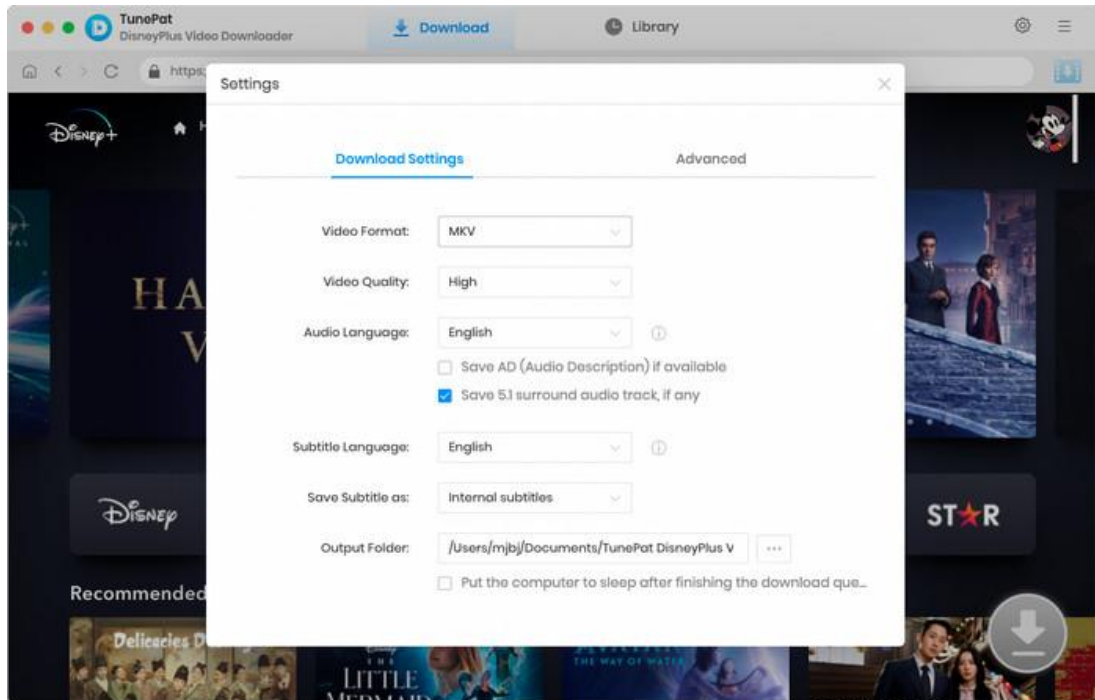




# Tutorial of TunePat DisneyPlus Video Downloader for Mac

## Customize the Output Settings

Click on the **“Setting”** button in the upper right corner of the interface to choose the video format, video quality, audio language, subtitle language, output path, etc.

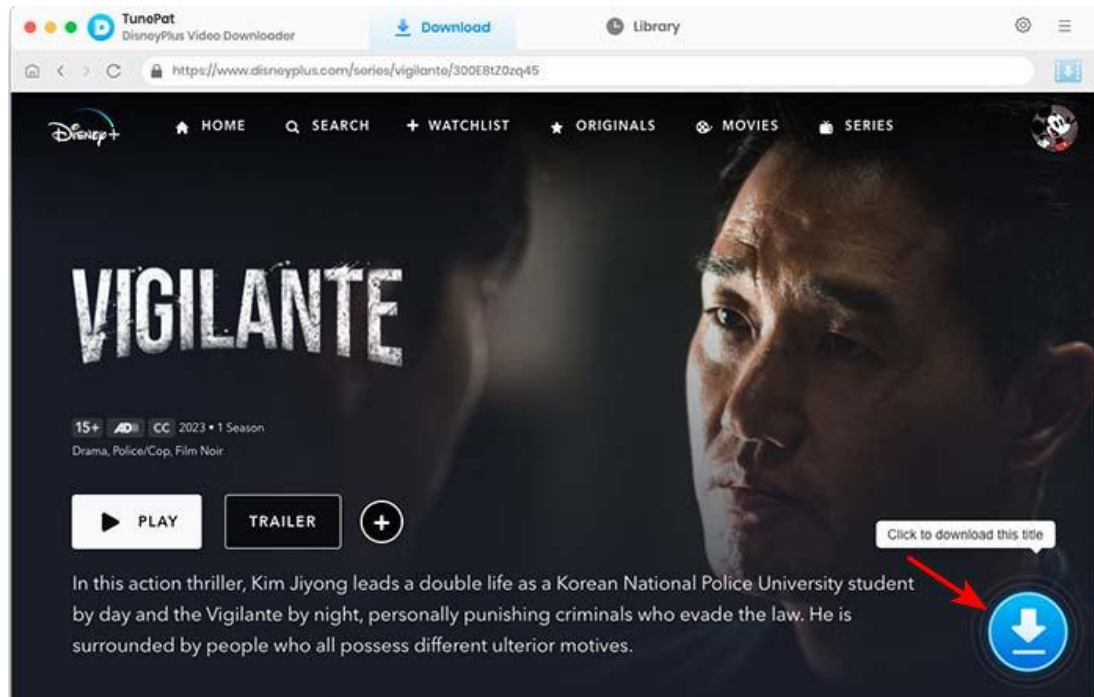




## Tutorial of TunePat DisneyPlus Video Downloader for Mac

### Search for Disney+ Videos to Download

Enter the video name or copy and paste the URL into the search box on TunePat, and then press "Enter" on your keyboard. TunePat will display all related videos as you need. Alternatively, you can find your desired video through the built-in Disney+ web player and open the description page. Then, click on the blue **"Click to download this title"** arrow.



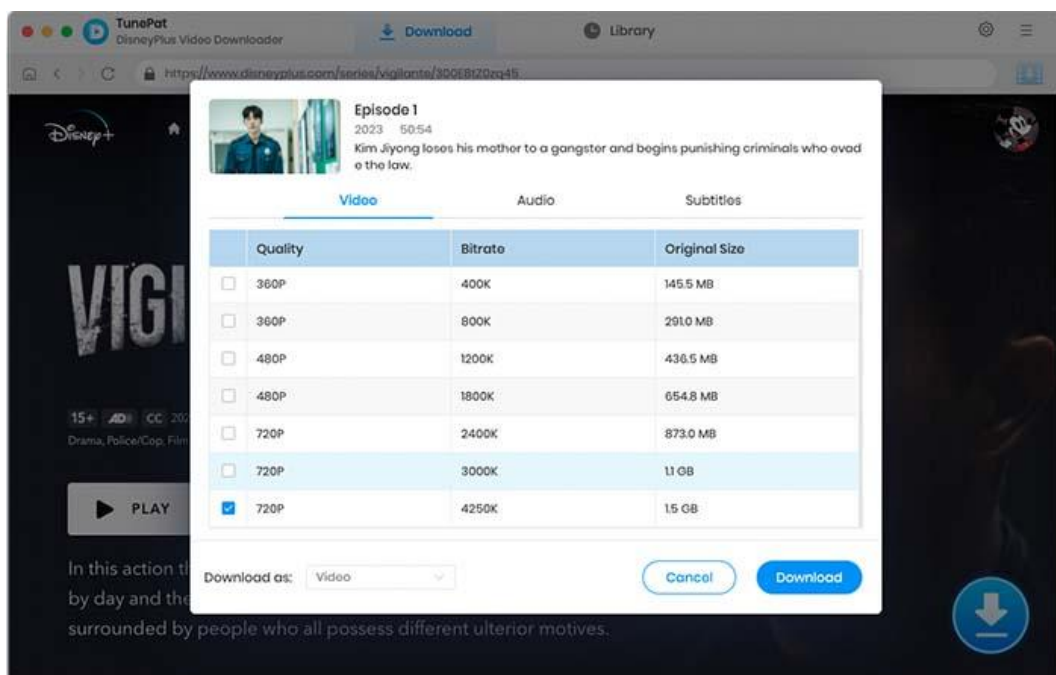
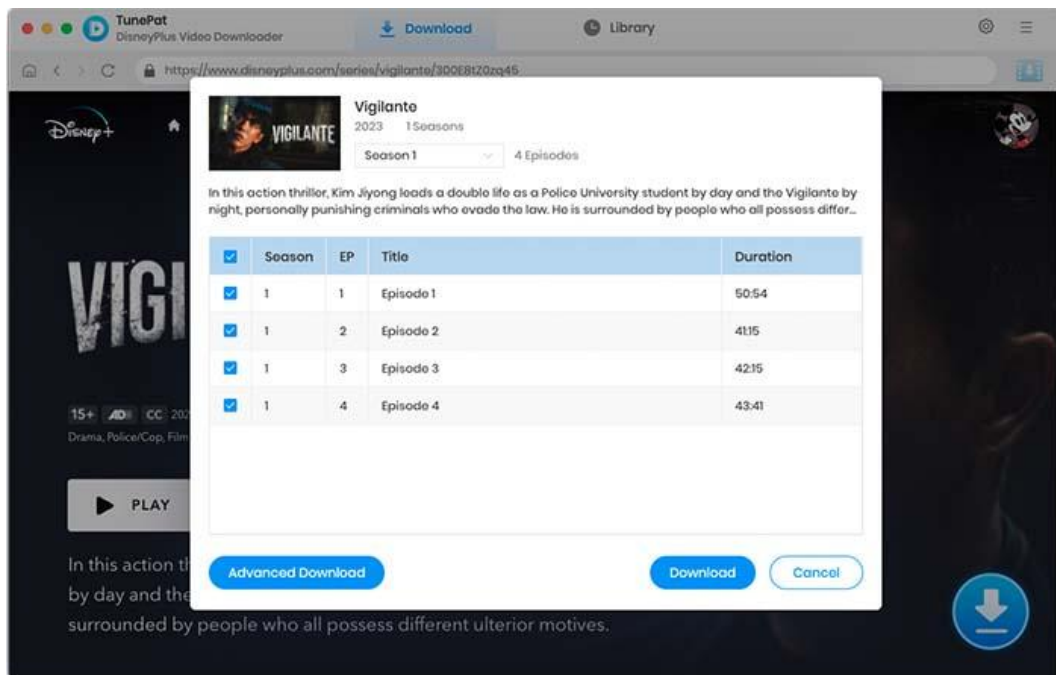


# Tutorial of TunePat DisneyPlus Video Downloader for Mac

## Select Advanced Download Settings

The advanced download settings allow you to change the video quality and the language of the audio track and subtitles for your selected videos.

If you are downloading a movie, you get the options directly. But if you are downloading a TV show, you are allowed to pick your wanted season and episodes first, then click the **“Advanced Download”** button at the bottom left corner to access the advanced settings.

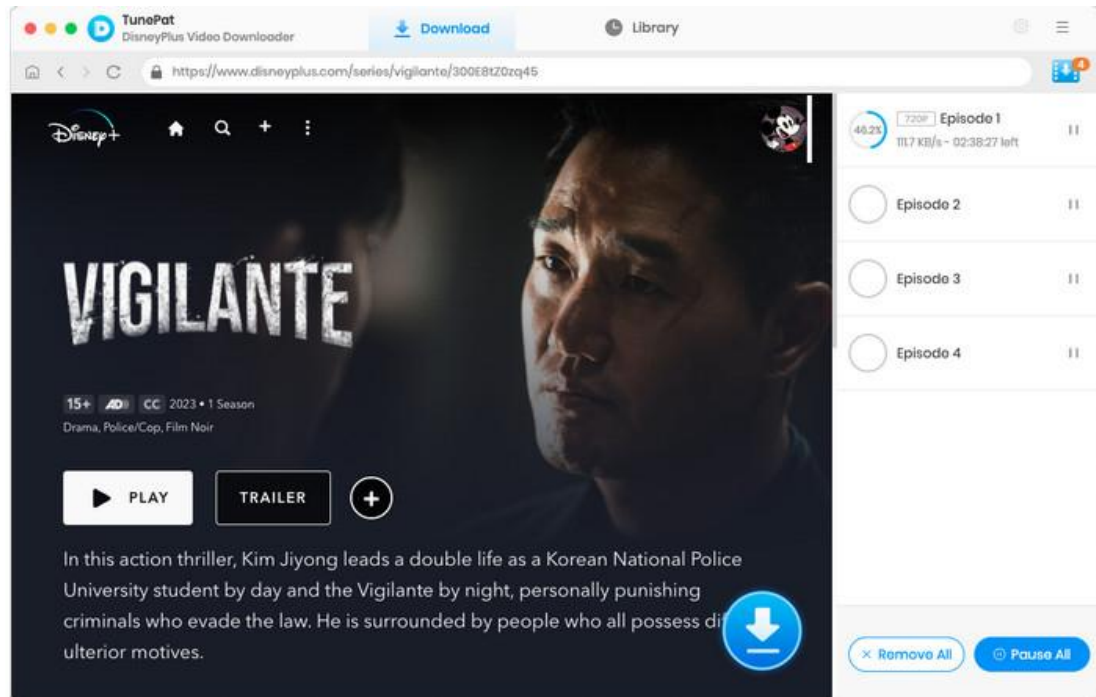




## Tutorial of TunePat DisneyPlus Video Downloader for Mac

### Download Disney+ Videos

Click the “**Download**” button, and TunePat will start downloading the video. The downloading process will show on the right side of the screen.

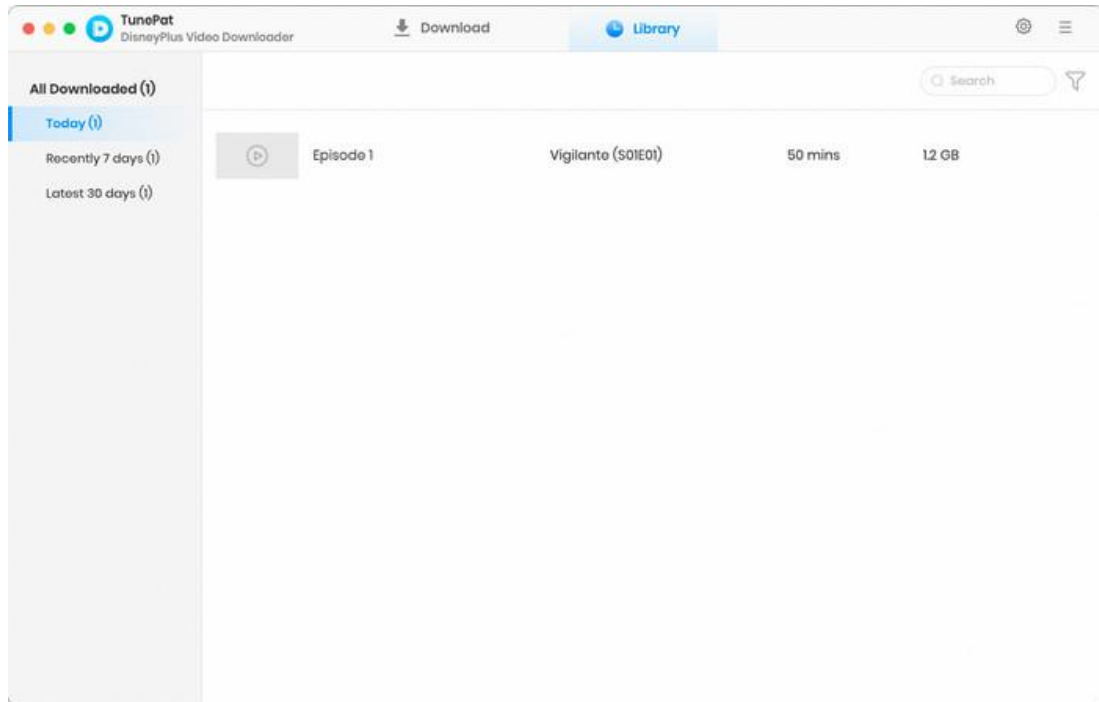




# Tutorial of TunePat DisneyPlus Video Downloader for Mac

## Check Download History

After downloading, you can check the download history by clicking the “**Library**” tab. Here you can find all the videos that you’ve downloaded.





## Technical Supports

- [Support](#)
- [Contact](#)

### Support

For more information, please visit TunePat's Official Website!

**Homepage:** <https://www.tunepat-video.com/>

**Product Page:** <https://www.tunepat-video.com/disneyplus-video-downloader-for-mac.html>

If you meet any problem, you may help yourself with TunePat FAQ!

**FAQS Page:** <https://www.tunepat-video.com/support/faq-disneyplus-video-downloader.html>

**Support Page:** <https://www.tunepat-video.com/disneyplus-video-downloader-mac/online-help.html>

### Contact

If you encounter any problem when using our products, please contact the TunePat technical support team for further assistance. Technical support inquiries, suggestions, feedback, proposals, compliments, or even criticism, are all welcome.

We are always ready to serve you with prompt and useful email support. From Monday to Sunday, we will answer your emails within 48 hours. Please allow time lag due to different time zones.

**Support Email:** [support@tunepat.com](mailto:support@tunepat.com)